



Model RLC150

Low Profile Mattop Chain

6496 State Route 45 Lisbon, Ohio 44432 • Phone: 330-424-1525 • www.rlcraig.com • info@rlcraig.com

System Features

- Variable Speed AC Gear-Motor with Allen Bradley Flex4 Variable Speed Drive
- (1) Roller Leg Assembly Which Consists of a Vertical Upright, Horizontal Kit and Support Frame
- H-Style Frame with Double Locking Casters and Leveling Feet
- UHMW Support and Return Rails for the Table Top Chain
- Height Adjustment (+/- 3")
- Fully Adjustable Guide Railing
- Stainless Steel Fasteners
- Sealed for Life Bearings
- Powder Coated /Anodized Aluminum & Powder Coated Steel Construction

System Options


- Remote Emergency Stop
- Sensor-Reflector Mount
- Scanner Mounting Adapter Plates
- Scanner Control Mounting Plates
- Ink Jet Mounting Adapter Plates
- Complete Stainless Steel Construction

Conveyor Widths


- 3" - 12" (3" Increments)
- * *Custom widths available upon request*

Conveyor Lengths


- 4ft, 6ft, 8ft, 10ft, 12ft
- * *Custom lengths available upon request*




Shown with Optional Product Cleats



Shown with Optional 'Pushers'



Shown with Optional Wrap Station



Conveying Your Ideas to Market™

